

Classroom Management Philosophy

Sarah Clark

University of Mary

Classroom Management Philosophy

This paper will talk about my personal classroom management philosophy, different strategies and procedures that can be used within the classroom, and resources based on these said procedures and strategies. This following information will be intended for students in the second or third grade. This information has been collected and created throughout the semester for the course, Classroom Management.

Philosophy

My classroom management plan is to build a lasting relationship with my students through having meaningful interactions and an engaging classroom environment. Through these relationships, I hope to foster a love for learning through making learning engaging, interactive, hands-on and individualized. I intend to prevent behavior on the forefront by setting up procedures, routines, and having clear expectations with defined consequences, in order to prevent behavior rather than react to it. Altogether, I intend for my classroom to be a safe environment that fosters a love of learning in my students. This can all be achieving through effectively implementing a clear and concise classroom management plan.

First Day Plan

For my first day of school, I will welcome every student at the door as they walk into the classroom. This will be something that I will do throughout the whole year. As they are getting settled have them work on the worksheet the is “all about them,” which can be found in Appendix A. This will be a great way for me to get to know my students a little better. After all the students have entered the room, I will have a PowerPoint presentation on the board to use to introduce myself. This will have information about who I am, where I am from, things I like to

do, and my family. This is a great way for the students to get to know a little about me and feel more comfortable on the first day.

After this, depending on the day I am going to walk the students through different procedures throughout the whole week. And continue to repeat them several times in the following days and weeks to come.

The following procedures are the ones that must be done on the first day of school. The students will start every morning as CHAMPS. By hanging up their Coats and backpacks, turning in their Homework, putting All notes on the teacher's desk, Making a lunch choice, sharpening Pencil, and Start working. This will be posted on the door to remind the students of the procedure of coming into the classroom, an example of this can be found in Appendix B. Attendance can also be easily done through the use of the lunch count. As seen in Appendix C the students who have not moved their name for lunch count are the students who are absent at that time. Also, this is an excellent way to remember what the students have ordered for lunch so that there is not any confusion during lunch time. The teacher will first model all of these steps for the students and then go through them as a whole class reminding the students of what their expectations are.

After this the students will be introduced to what board work is and that they need to look for it every morning when they come. This is something that the students will see every morning when they come into the classroom. It is part of their morning CHAMPS list, and it is something to do while the other students get situated and complete their CHAMPS. Examples of board work could be read to self, journaling, or something like the getting to know you that is on their desks this morning like the "All About You" sheet.

Following this, I would introduce the what the morning meeting is to the students. This would be something that we have every morning where we greet each other; we share how our day is going, do a quick group activity, and talk about ant news or announcements. Ending the meeting with any school pledges and a reminder why we are all at school.

Later, on the first day, I would want to take my students on a tour of the school. Her I would go over the procedure of walking in the hallway. For my students, I want them to walk in the HALL, as seen in Appendix D, using the hallway procedures. Hands at their sides, all eyes forward, Lips zipped, and Low speed. After going through this, we would practice it as a class as we tour the school. The tour of the school is to allow the students to get acquainted with where everything is at, the bathroom, water fountain, library, gym, music room, and so on.

After the first day, I would spend the following procedures out for the next four days. Along with that, I would continue to repeat the procedures throughout the week. Continuously reminding the students about what they are expecting.

The following are areas that I would focus on throughout the week. First of all, I would talk about the bathroom. I would have a bathroom pass, one for the boys and the other for the girls. I would ask the students to be responsible and if they need to go to the bathroom that they do not need to ask they just need to take the pass, as seen in in Appendix E, and come right back. I would remind them of the steps that they need to take when doing this. That they are expected to walk quietly straight to the bathroom, when they are done they should be their hands, and return to the classroom in still following the HALL procedures.

Next, I would talk to the students about having a class contract. I think that It is important that we all agree on what rules and expectation the classroom environment should have, for this reason, we will brainstorm as a class and come up with a contract that all the students can agree

on. This will talk about how we should treat our peers, teacher, and the environment. In the end, I will have every student sign it is saying that they agree with the rules of the classroom.

Family Connection

The first type of parent involvement is the action of parenting itself. This is the ability to understand children and their development. Along with developing a home setting that is supportive for the child as they develop and for their education. With each type of involvement, there are different strategies that can be used to help get a parent to participate. To help with parenting there can be different workshops provided by the school to help inform parents about important information of education and the development of a child. This will be offered in a benefit for the parents. However, it will have a positive effect on the children and the teachers. Giving the parents materials and opportunities to understand better their children will help to get supports and provide more strategies, both at school and at home, for those individuals.

The next form of involvement is communication. This pertains to communication between the school, teacher, parents, and students. Keep all involved informed on different programs that the school offers and the progress of the student. To help with communication, a teacher can send out a new letter that outlines what the students will be learning that week and different activities that their children will be participating in. This will mainly be for the parents to help them to remember different things that are going on during the week and different things that they need to complete. Along with keeping them informed about what is going on in their student's classroom.

Following that, is volunteering, this will help to build the relationships between the teachers, students, and parents. Following that, teachers have to get parents involved in the educational setting. This can be done to help set up opportunities that can be done within their

child's classroom or at home for the class. An example of this would be to wash the dramatic play clothes or to clean toys. Having parents volunteer show students that their parents support them and their classroom. It will also help the teacher to focus more on the education of the students.

Next, it is important for students to learn at home. Education of a child is a team effort; therefore it takes both teachers and parents to reinforce their learning experience. Next, to support learning at home, a teacher can provide different take home activities. For example, to have a take home reading book that is given to a different student each day. This will help parents to read with their children when they come home from school.

These are just a few ways that parents could get involved in these students education. This positive relationship will encourage children to love going to school and help them to see what it is important.

Alternate Strategies



When it comes to the bathroom rule if this does not work and I feel that my students are not responsible enough for this amount of trust and they are abusing the freedom, I will change what I do. For this, I will have a backup plan to implement bathroom punch card to the students, as seen in Appendix F.

When it comes to different strategies that the school uses I will also adopt and implement those into my classroom. These different methods are used throughout the school, and it is mostly that are familiar with them. It also makes it easier when another teacher is interacting with my students because then will better be able to manage the students. For this reason, I think that it is a good idea to have different forms of school-wide management techniques.

For inappropriate behaviors, I will use a lot of Love and Logic. I like all the different phrases that love and logic offer to help when there are students will encourage behaviors. One of my personal favorite areas that Love and Logic focus on is giving the students choices when it comes to their behaviors (Jay). This is something that I use now with students that I work with in preschool, and I am amazed how they respond to it. I will defiantly, continue to use these throughout my education career.

This information is a collection of a variety of different classroom management strategies and plans that I have collected throughout the years at the University of Mary. All of these are different strategies that I hope to implement into my classroom environment on a day to help create a positive learning environment for my future students.

Appendix A

 **All About Me** 

My name is _____ . My teacher is _____ .

I was born on _____ in _____ .

My favorite color is _____ .

My favorite food is _____ .

My favorite book is _____ .

My favorite movie is _____ .

My favorite school subject is _____ .

If I could be introduced to anyone in the world, who would I choose from the following categories?

Actor/Actress _____

Musician _____

Cartoon Character _____

Sports Person _____

Book Character _____

In my free time, I LOVE doing these things.

1) _____

2) _____

3) _____

I would NEVER spend time doing these things.

1) _____

2) _____

3) _____


If I could have three wishes come true, I would wish for

1) _____

2) _____

3) _____

Border by Lindy du Plessis Smiling faces by Educlips Font by Shelia Mellon © 2014 Library Patch





Appendix C



Appendix D



Appendix E



Appendix F



2/15/2017

LEARN ABOUT DEVELOPMENT

The More You Know

In order to help your child be a successful student, one must understand what they need. Knowing how a child development and what is appropriate for them is both beneficial for you and your young learner.

Be Informed

Lear about your young learner

Need a babysitter? No worries

The school will provide game and activities in the gym that night!

YOUNG LEARNERS ELEMENTARY SCHOOL

123 School Street

www.welovetolearn.com

Appendix G



1st Graders

Reminders:

- *Do forget to turn in your fieldtrip forms on Tuesday for our trip to the museum the following week.*
- This month the students will be learning about cultures
 - They will have to bring in information about their family’s cultures
 - Items and photos are welcome to share
- Don’t forget to be working in the math facts for this month.
- Also, there will be an informative seminar about child development on the 15 of this

Quote of the Month:

Education is not preparation for life; education is life itself.

Birthdays this month:

Sophia- 2/12

Mark- 2/13

John – 2/28

	M	T	W	T	
Monday	Tuesday	Wednesday	Thursday	Friday	
		F			
	field Trip forms due				
		F		P	
	field Trip!		Principle’s Birthday		

Appendix H



Reference

Fay Jim & Funk Davis. (1995). Teaching with love & logic: taking control of the classroom. Golden, CO: Love and Logic Press.